

PDF files

**REDUCE
FILE SIZE
NOW**

Creating a PDF

There are quite a few methods that you can use to produce a PDF file, but we recommend that you produce your PDF files in two stages. Firstly, create PostScript from your chosen application (as shown in the previous chapter) and then use Acrobat Distiller to generate your PDF. You may well find that this method is slower than just using one of the many varieties of PDF export options, but in our experience this process produces more reliable results.

You can speed up the process of PDF file creation by using the 'Watched Folders' facility provided by Acrobat Distiller which is a hotfolder system. This method is based around a designated folder on your computer or system being chosen as a watched folder by using the options provided in the following Distiller menu:

Settings>Watched Folders

Generally when supplying PDF files the basic rules featured at the beginning of this guide will apply. However, here are a few points to consider that are specific to PDF creation:



Please do not use PDFWriter to create your PDF files, PDFWriter was not intended for the purpose of creating files for printing and therefore PDFWriter PDF files are unsuitable.



Please ensure that the Job Options you intend to use are suitable, we provide the information for you to set these up correctly on the following pages.



In order to create good PDF files you must first create good PostScript files. Problems apparent in the PostScript files are likely to be inherited by the PDF files generated from them.

The following pages show how to configure a set of Job Options for Acrobat Distiller 5.05 that will produce a PDF file compatible with our workflow. You can also download our options configuration as a file to place directly within the following folder on your computer: C:\Program Files\Adobe\Acrobat 5.0\Distillr\Settings.

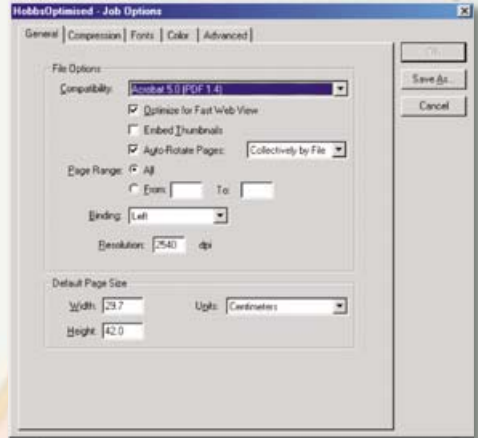
By doing this, our Job Options will become available for selection in Distiller without the need to go through the following set up process.



PDF files

Acrobat Distiller 5 Job Options

**REDUCE
FILE SIZE
NOW**



GENERAL

File Options

Compatibility: Acrobat 5.0 (PDF 1.4)

Optimised for Fast Web View: checked

Embed Thumbnails: unchecked

Auto-Rotate Pages: Collectively by File

Page Range All: checked

Binding: Left

Resolution: 2540 dpi

Default Page Size

Width: 29.7 (cm)

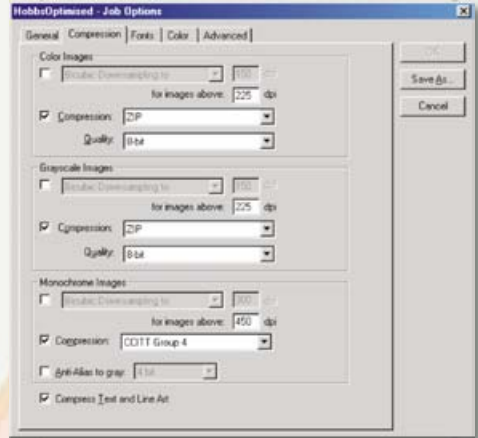
Height: 42.0 (cm)



PDF files

Acrobat Distiller 5 Job Options

**REDUCE
FILE SIZE
NOW**



COMPRESSION

Colour Bitmap Images

Resampling: unchecked

Compression: checked, Zip, 8bit

Greyscale Bitmap Images

Resampling: unchecked

Compression: checked, Zip, 8bit

Monochrome Bitmap Images

Resampling: unchecked

Compression: checked, CCITT Group 4

Anti-Alias to gray: unchecked

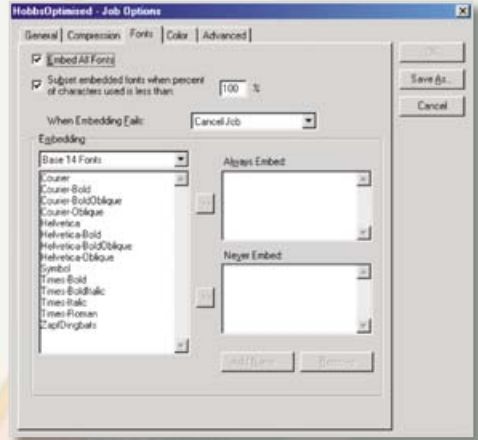
Compress Text and Line Art: checked



PDF files

Acrobat Distiller 5 Job Options

**REDUCE
FILE SIZE
NOW**



FONTS

Embed All Fonts: checked

Subset embedded fonts when percent of characters used is less than: checked, 100%

When Embedding Fails: Cancel Job

Embedding

Base 14 Fonts

The 'Never Embed' list should be empty



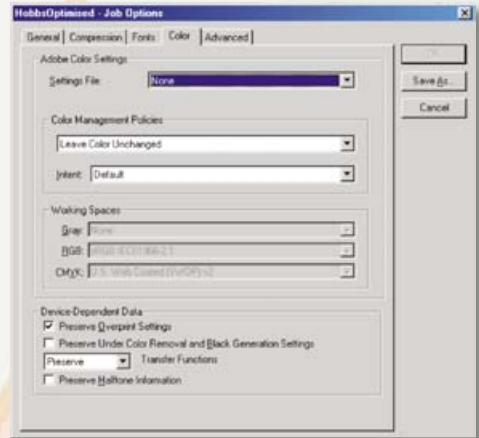
If text editing is a requirement for your PDF files do not choose to subset your fonts



PDF files

Acrobat Distiller 5 Job Options

**REDUCE
FILE SIZE
NOW**



COLOUR

Adobe Colour Settings

Settings File: None

Colour Management Policies

Leave Colour Unchanged

Intent: Default

Device Dependent Data

Preserve Overprint Settings: checked

Preserve Under Colour Removal and Black Generation Settings: unchecked

Preserve Transfer Functions

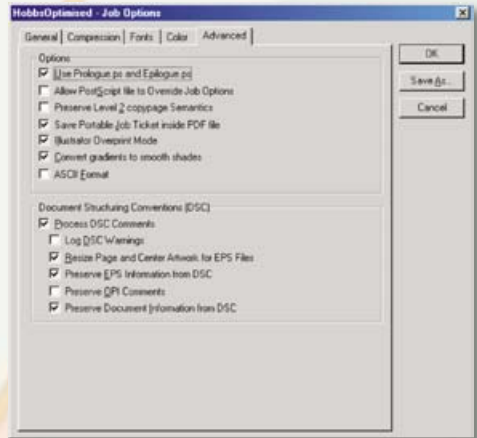
Preserve Halftone Information: unchecked



PDF files

Acrobat Distiller 5 Job Options

**REDUCE
FILE SIZE
NOW**



ADVANCED

Options

Use Prologue.ps and Epilogue.ps: checked
Allow PostScript files to Override Job Options: unchecked
Preserve Level 2 copypage Semantics: unchecked
Save Portable Job Ticket inside PDF file: checked
Illustrator Overprint Mode: checked
Convert Gradients to Smooth Shades: checked
ASCII Format: unchecked

Document Structuring Conventions

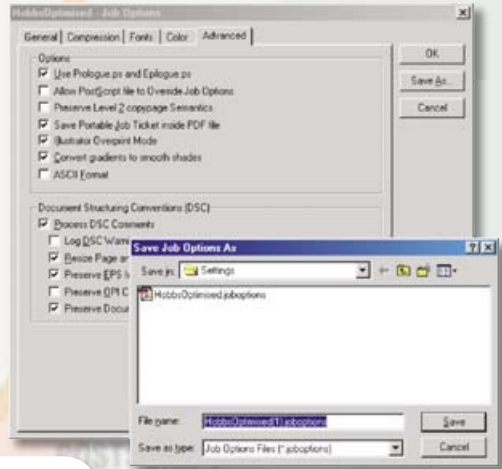
Process DSC Comments: checked
Log DSC warnings: unchecked
Re-size and Centre Artwork for EPS files: checked
Preserve EPS Information for DSC: checked
Preserve OPI Comments: unchecked
Preserve Document Information from DSC: checked



PDF files

Acrobat Distiller 5 Job Options

**REDUCE
FILE SIZE
NOW**



SAVE AS...



You can now save these settings and they will become available for use in Distiller. Once chosen from the list, our Job Options should be chosen by default each time that you start Distiller. However, it is always worth checking to make sure that this is the case.

One method of ensuring that the correct Job Options are always used is to delete all of the other sets. We appreciate that this may not be viable if you are producing files for more than one source or purpose.

