










# Media



## Software applications

We use a wide variety of software on both PC and Mac platforms, most of which are listed below. These titles will be the most up-to-date release, if the application that you are looking for is not shown, please contact our Pre-Press department.

Application	Platform
Adobe Acrobat	 
Adobe Frame Maker	
Adobe InDesign	 
Adobe Illustrator	 
Adobe PageMaker	 
Adobe Photoshop	 

Application	Platform
Advent 3b2 Total Publishing	
Corel Draw	
Corel Ventura	
Macromedia Freehand	 
Quark Xpress	 

## Data Transmission

Data can be sent to us electronically using the following methods:

**FTP** see below

**ISDN** 023 8066 4803

**Fax** 023 8066 4802

**E-mail PC** [origination@hobbscolour.co.uk](mailto:origination@hobbscolour.co.uk)

**E-mail Mac** [macfiles@hobbscolour.co.uk](mailto:macfiles@hobbscolour.co.uk)

If you wish to use our FTP site please contact us and we will set up an account for you free of charge, you will then be able to gain entry to our FTP site using a unique login name and password provided by us. When logging on to our site you must have your FTP client software set for 'passive' mode or you will not gain access.

As our ISDN and FTP services are Windows based it is necessary for Mac format application files to be compressed before transmission, we support most file compression formats but please contact us before sending your files.

We are also able to accept files using a wide range of magnetic media including Data CDs, Zip disks, Jaz disks, 3.5inch floppy disks and magnetic tapes. If you require more detailed information please contact our Pre-Press department.



# Media



## Points to Consider

-  Check that we can accept the media that you intend to use in order to supply your files. Please refer to the previous page.
-  Application files should be supplied with all the necessary linked images/graphics and other items necessary for successful output.
-  When supplying colour separated files please send us PostScript files rather than PDF files, as colour separated PDF files are not supported by our imposition software.
-  If you create colour separated PostScript please remember to apply trapping in your origination software, a minimum of 0.144pt and no more than 0.3pt.
-  When supplying multiple files please use alphanumeric naming in the order that they should appear within the finished publication. When producing multiple PostScript or PDF files please ensure that they are all created in the same manner and try to keep the number of files to a minimum.
-  Please provide a set of final laser proofs printed from the application or PostScript/PDF files and a pagination guide that represent how the finished job should print.
-  Please do not set up your pages as spreads when producing files for loose-leaf publications.
-  Please do not print pages as spreads for any binding style.
-  Include bleeds and crop marks, the crop mark offset and the bleed allowance should both be a minimum of 4mm and all trimmed edges should have bleed.
-  Ensure that all fonts are embedded within your PostScript/PDF files, we can accept files that use subsetted fonts but we cannot edit text where subsets are used.
-  Include all blank pages that appear intentionally within your document.
-  Please use only Type 1 fonts, we can print from files that use True-Type fonts but they will often cause unforeseen problems.
-  We prefer to use colour composite files, although in some cases colour separated files are necessary, please see Images 'Points to Consider' on page 9.
-  For digital printing or colour proofing, PostScript and PDF files must be in colour composite format.

